

# ROUND METAL CEILING Loudspeakers



- **RCS5/T**
- **RCS5/FTS**

## TECHNICAL SPECIFICATIONS

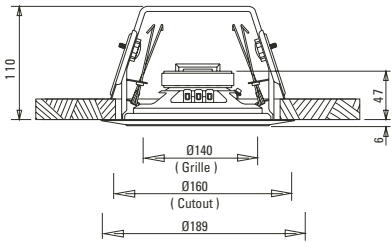
Rated power, Watts	6
Tappings 100 volt line, Watts	6/3/1.5/0.75/0.25
Transformer Impedance, Ohms, 100V	1.67k/3.33k/6.66k/13.3k/39.9k
Tappings 70.7 volt line, Watts	3/1.5/0.75/0.375/0.125
Driver impedance, Ohms	8
Effective frequency range, Hz (BSEN60268-5)	RCS5/T: 70-17.5KHz RCS5/FTS: 150-18KHz
S.P.L. @ 1m, 1 watt, dB, Test Signal Bandwidth 100Hz-10 kHz	RCS5/T: 94 RCS5/FTS: 95
S.P.L. @ Full power Octave Bandwidth, dB	RCS5/T: 102 RCS5/FTS: 102
Acoustic Power (dB-PWL@1 watt) 1 k/2kHz, dB	RCS5/T: 91/92 RCS5/FTS: 92/93
Dispersion at 1k/2k Hz, Degrees	RCS5/T: 180/180 RCS5/FTS: 180/180
Directivity Axial Q factor, 1k/2kHz	RCS5/T: 2.3/4.6 RCS5/FTS: 2.1/6.0
Dimensions, diameter, mm	Ø189
Net weight, Kgs	RCS5/T: 1.0 RCS5/FTS: 1.3
Colour/Finish	White RAL9016
Material	Steel
Mounting	Torsion springs
Cut-out, mm	RCS5/T: Ø160 RCS5/FTS: Ø164

- RCS5/FTS is BS5839 Part 8 voice alarm compliant

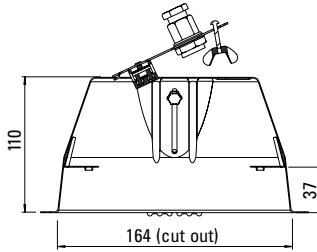
EASE, CATT, ULYSSES and Architectural specifications are supplied on the disc inserted at the back of this folder  
 Manufacturer reserves the right to alter specifications without notice – March 2007

▶ **RCS5/T** ▶ **RCS5/FTS**  
**ROUND METAL CEILING LOUDSPEAKERS**

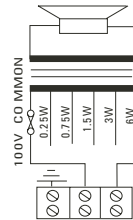
▼ **RCS5/T**  
 side view  
 unit: **mm**



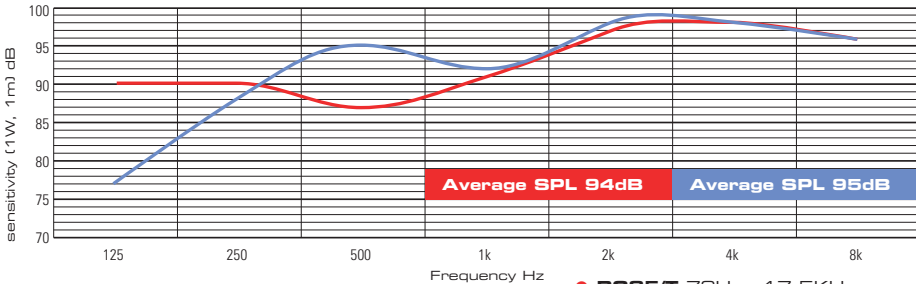
▼ **RCS5/FTS**  
 side view  
 (gland not supplied)  
 unit: **mm**



▼ **circuit diagram**  
**RCS5/FTS**



**speech octave band sensitivity**



Effective Frequency Range

- ▶ **RCS5/T** 70Hz - 17.5KHz
- ▶ **RCS5/FTS** 150Hz - 1KHz



**Penton UK Ltd**

Unit 2 Teville Industrials | Dominion Way | Worthing | West Sussex | BN14 8NW  
 T: +44 (0)1903 215315 | F: +44(0)1903 215415 | E: SALES@PENTONUK.CO.UK

[www.penton.org](http://www.penton.org)